

Le genre *Mastogloia* Thw. ex Wm. Sm. aux Antilles françaises

oooooooooooooooooooo

Marine *Mastogloia* Thw. ex Wm. Sm. species from the French Lesser Antilles.

oooooooooooooooooooo

Distribution in the three islands

	Guadeloupe	Mar.-Galante	Martinique
<i>Mastogloia acutiuscula</i> Grunow in Cleve	x		xx
<i>Mastogloia acutiuscula</i> var. <i>elliptica</i> Hustedt		xx	xx
<i>Mastogloia affinis</i> Cleve			xx
<i>Mastogloia angulata</i> Lewis	xxx	xxx	xx
<i>Mastogloia angusta</i> Hustedt		xx	
<i>Mastogloia apiculata</i> W. Smith		xxx	x
<i>Mastogloia asperula</i> Grunow		x	xx
<i>Mastogloia asperuloides</i> Hustedt	x	xxx	x
<i>Mastogloia barbadensis</i> (Greville) Cleve	x		x
<i>Mastogloia binotata</i> (Grunow) Cleve	xx	xxx	x
<i>Mastogloia biocellata</i> (Grun) Novarino & Muftah		xx	x
<i>Mastogloia borneensis</i> Hustedt in A. Schmidt		x	xxx
<i>Mastogloia citrus</i> Cleve		x	xx
<i>Mastogloia cocconeiformis</i> Grunow		x	
<i>Mastogloia corsicana</i> Grunow in Cleve & Möller	x	xxx	xxx
<i>Mastogloia cribrosa</i> Grunow		xx	x
<i>Mastogloia crucicula</i> var. <i>alternans</i> Zanon	x	x	x
<i>Mastogloia crucicula</i> (Grunow) Cleve	xx	xx	x
<i>Mastogloia cuneata</i> (Meister) Simonsen	x	x	x
<i>Mastogloia decipiens</i> Hustedt	x	xxx	xx
<i>Mastogloia decussata</i> Grunow		xxxx	x
<i>Mastogloia depressa</i> Hustedt			x
<i>Mastogloia emarginata</i> Hustedt		x	x

<i>Mastogloia erythraea</i> Grunow		xxxx	xx
<i>Mastogloia erythraea</i> var. <i>biocellata</i> Grunow		xx	x
<i>Mastogloia exilis</i> Hustedt	x	x	xx
<i>Mastogloia fimbriata</i> (Brightwell) Cleve	x	xxx	x
<i>Mastogloia foliolum</i> Brun in A. Schmidt <i>et al.</i>		xx	x
<i>Mastogloia funafutensis</i> A. Schmidt	x		xx
<i>Mastogloia gibbosa</i> Brun	xxx	xx	xx
<i>Mastogloia gieskesii</i> Cholnoky			x
<i>Mastogloia gomphonemoides</i> Hustedt			x
<i>Mastogloia graciloides</i> Hustedt		xx	x
<i>Mastogloia grunowii</i> A. Schmidt in Schmidt <i>et al.</i>	x	xx	x
<i>Mastogloia horvathiana</i> Grunow		x	x
<i>Mastogloia ignorata</i> Hustedt		x	x
<i>Mastogloia jelinecki</i> Grunow	xx	x	x
<i>Mastogloia labuensis</i> var. <i>lanceolata</i> Hustedt			xx
<i>Mastogloia laminaris</i> Grunow in Cleve		x	
<i>Mastogloia lanceolata</i> Twaites in W. Smith		xxx	
<i>Mastogloia macdonaldii</i> Greville		x	x
<i>Mastogloia mauritiana</i> Brun in A. Schmidt <i>et al.</i>	x	x	xxxx
<i>Mastogloia obliqua</i> Hagelstein			x
<i>Mastogloia ovalis</i> A. Schmidt	x	x	x
<i>Mastogloia ovata</i> Grunow		x	x
<i>Mastogloia ovulum</i> Hustedt			x
<i>Mastogloia ovum paschale</i> (A. Schmidt) Mann		x	x
<i>Mastogloia peracuta</i> Janisch			x
<i>Mastogloia peragalli</i> Cleve		xx	xx
<i>Mastogloia pisciculus</i> Cleve		xxx	x
<i>Mastogloia pseudoparadoxa</i> Hustedt		xx	x
<i>Mastogloia pulchella</i> Cleve		x	x
<i>Mastogloia pumila</i> (Grunow) Cleve			x
<i>Mastogloia pusilla</i> Grunow		x	
<i>Mastogloia pusilla</i> var. <i>subcapitata</i> Hustedt	x	x	x
<i>Mastogloia rhombica</i> Cleve			x
<i>Mastogloia robusta</i> Hustedt	x	xxx	x
<i>Mastogloia rostellata</i> Grunow			x
<i>Mastogloia seychellensis</i> Grunow		x	xx
<i>Mastogloia similis</i> Hustedt		xxx	xxx
<i>Mastogloia splendida</i> Cleve		x	x
<i>Mastogloia</i> sp. cf. <i>emarginata</i> Hustedt		xx	x
<i>Mastogloia</i> sp. cf. <i>frickei</i> Hustedt		x	
<i>Mastogloia</i> sp. cf. <i>pseudolacrimata</i> Yohn & Gibson		x	x
<i>Mastogloia staurophora</i> Hustedt		xxx	
<i>Mastogloia subaffirmata</i> Hustedt		x	xxx
<i>Mastogloia tenera</i> Hustedt	x		xx
<i>Mastogloia tenuis</i> Hustedt		x	x

<i>Mastogloia urveae</i> Witkowsky <i>et al.</i>	x	x	x
<i>Mastogloia varians</i> Hustedt		x	x
Sp. 1		xx	
Sp. 2		x	x
Sp. 3		x	x
Sp. 4		xx	x
Sp. 5		xx	x
Sp. 6		x	x
Sp. 7			x
Sp. 8			xxx
Sp. 9		xx	
Sp. 10		x	x
Sp. 11		xx	x
Sp. 12		x	x
Sp. 13		x	
Sp. 14	x		x
Sp. 15		x	x
Sp. 16			x
Sp. 17			x
Sp. 18			x
<i>Stigmaphora capitata</i> Brun (synonym : <i>Mastogloia capitata</i> (Brun) Cleve)	x		
<i>Stigmaphora rostrata</i> Wallich (synonym : <i>Mastogloia rostrata</i> (Wallich) Hustedt)	x	x	x

oo

Figures

In the figures, the bars are equal to 10 µm, excepted when indicated.

The taxa are listed in alphabetical order.




Plate 1. a : *Mastogloia acutiuscula*. b : *Mastogloia acutiuscula* var. *elliptica*. c : *Mastogloia affinis*.




Plate 2. a : *Mastogloia angulata*. b : *Mastogloia angusta*. c : *Mastogloia apiculata*.

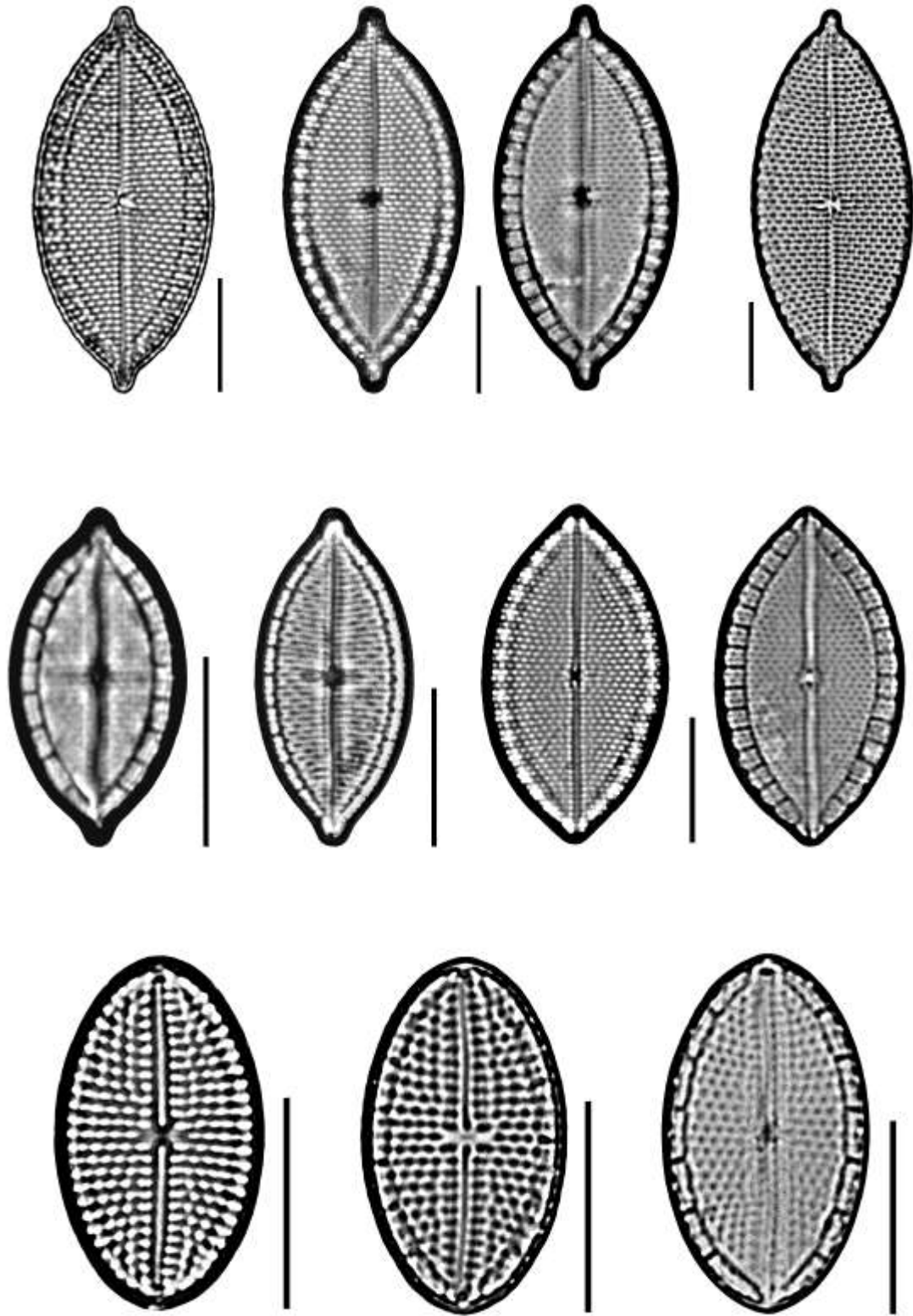


Plate 3. a : *Mastogloia asperula*. b : *Mastogloia asperuloides*. c : *Mastogloia barbadensis*.



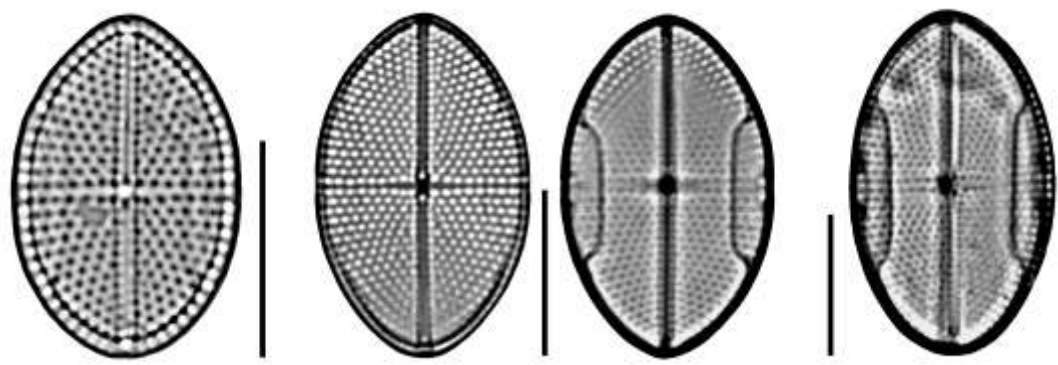


Plate 4. a : *Mastogloia binotata*. b : *Mastogloia biocellata*. c : *Mastogloia borneensis*.




Plate 5. a : *Mastogloia citrus*. b : *Mastogloia cocconeiformis*. c : *Mastogloia corsicana*.

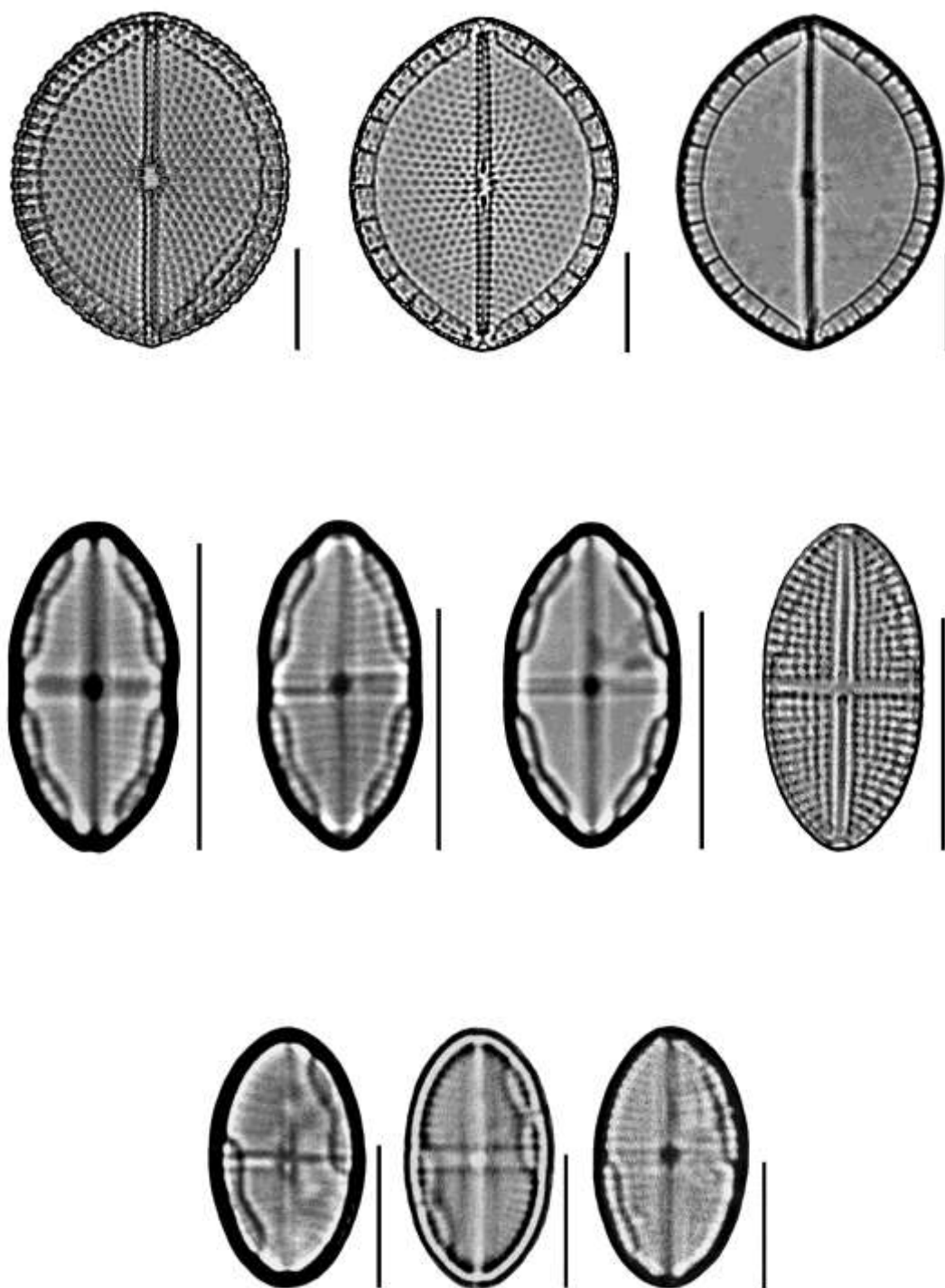


Plate 6. a : *Mastogloia cribrosa*. b : *Mastogloia crucicula*. c : *Mastogloia crucicula* var. *alternans* ; bar = 5 μm.

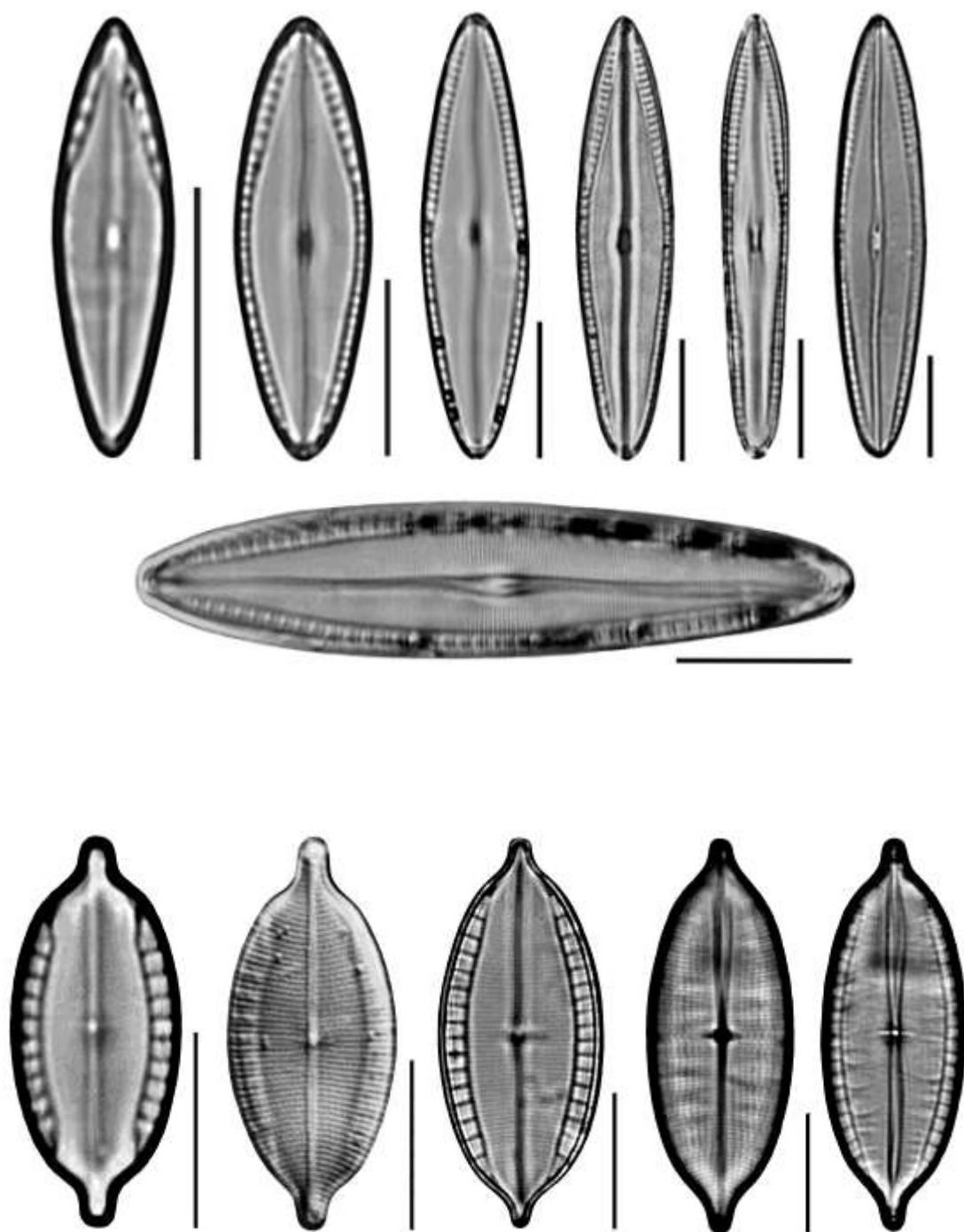


Plate 7. a : *Mastogloia cuneata*. b : *Mastogloia decipiens*.

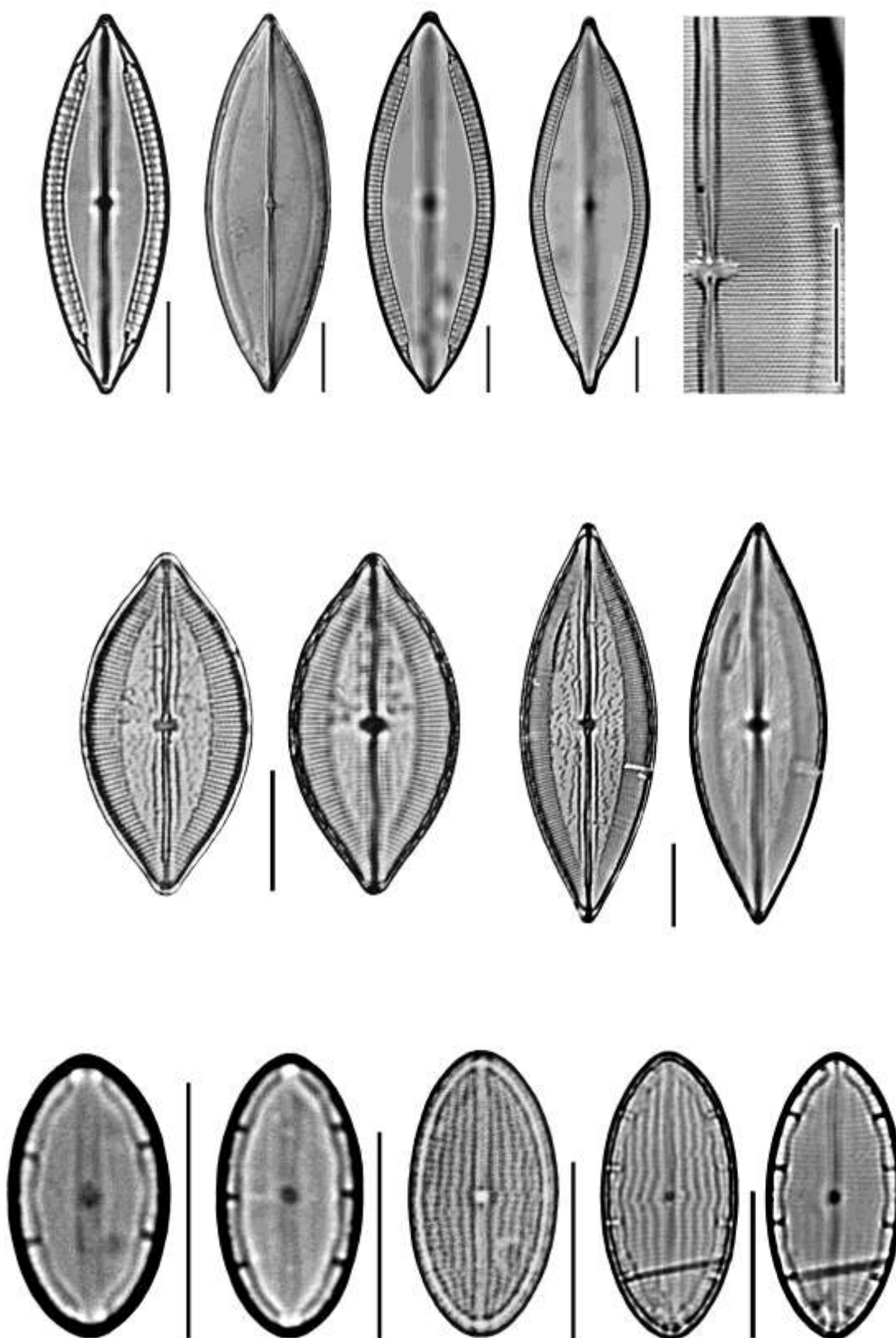


Plate 8. a : *Mastogloia decussata*. b : *Mastogloia depressa*. c : *Mastogloia emarginata*.

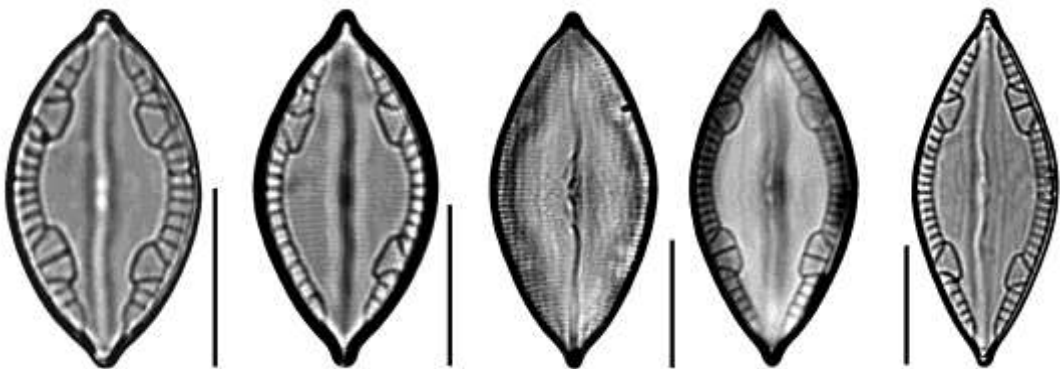

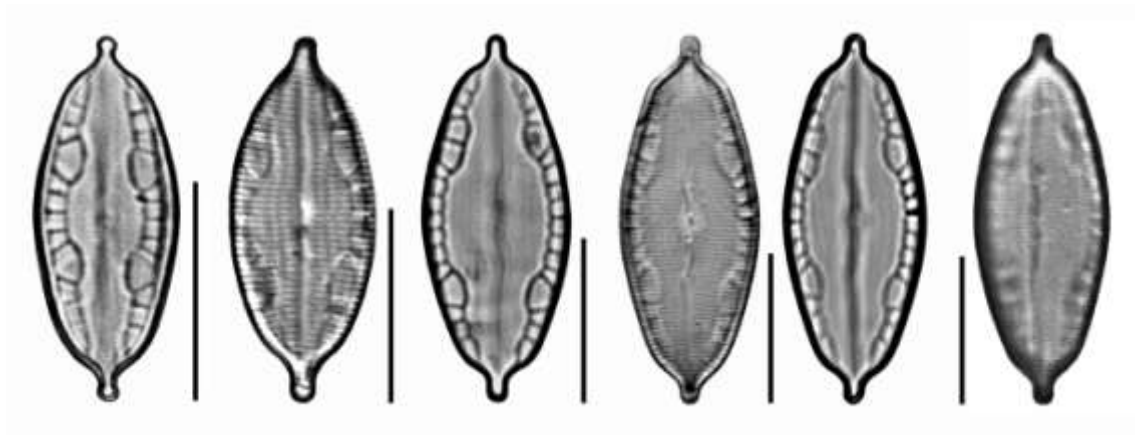


Plate 9. *Mastogloia erythraea*. a, b : form 1. c : form 2.




Plate 10. *Mastogloia erythraea*. a : form 2. b, c : form 3.




Plate 11. a : *Mastogloia erythraea* var. *biocellata*. b : *Mastogloia exilis*. c : *Mastogloia fimbriata*.

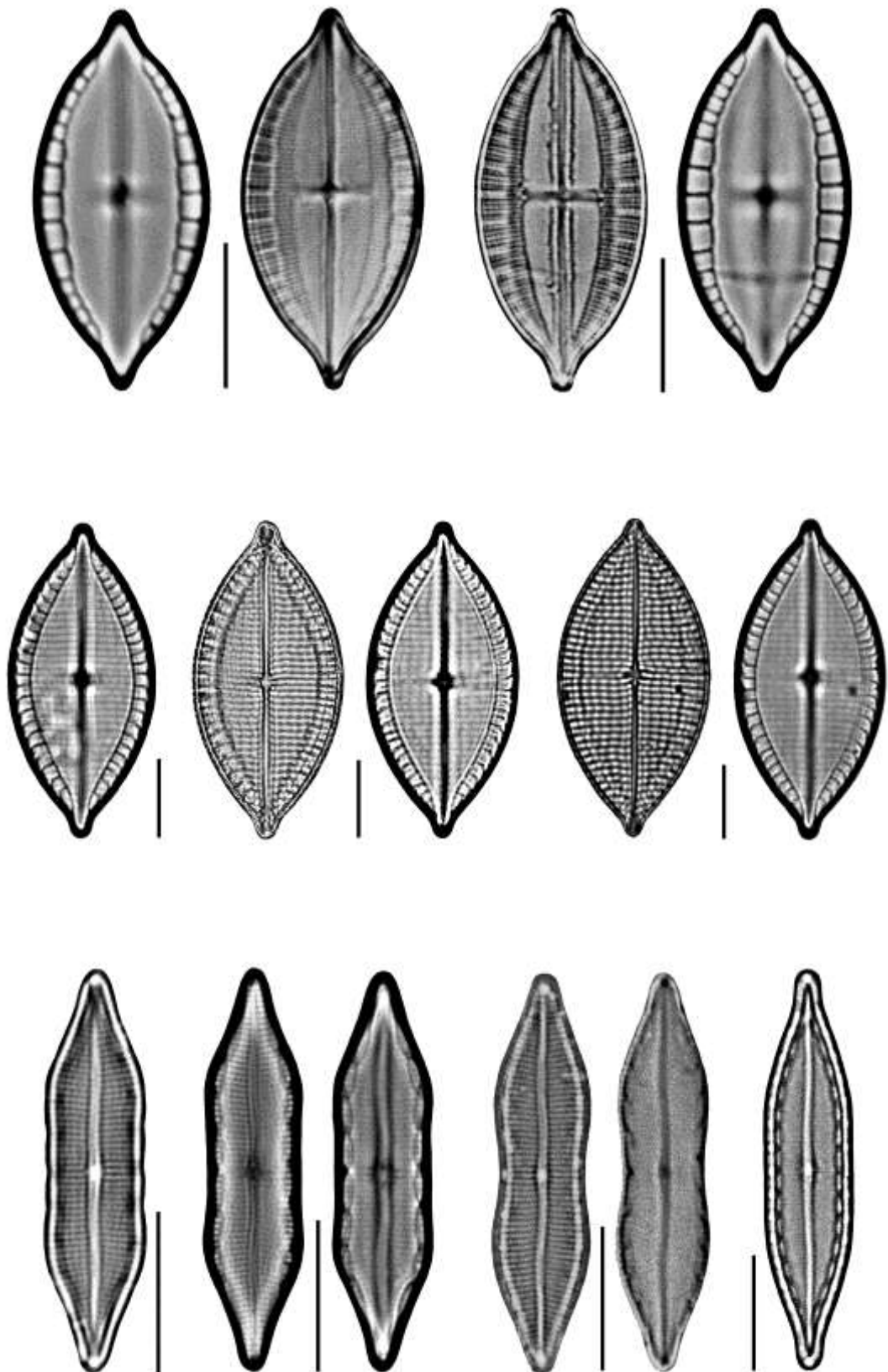


Plate 12. a : *Mastogloia foliolum*. b : *Mastogloia funafutensis*. c : *Mastogloia gibbosa*.

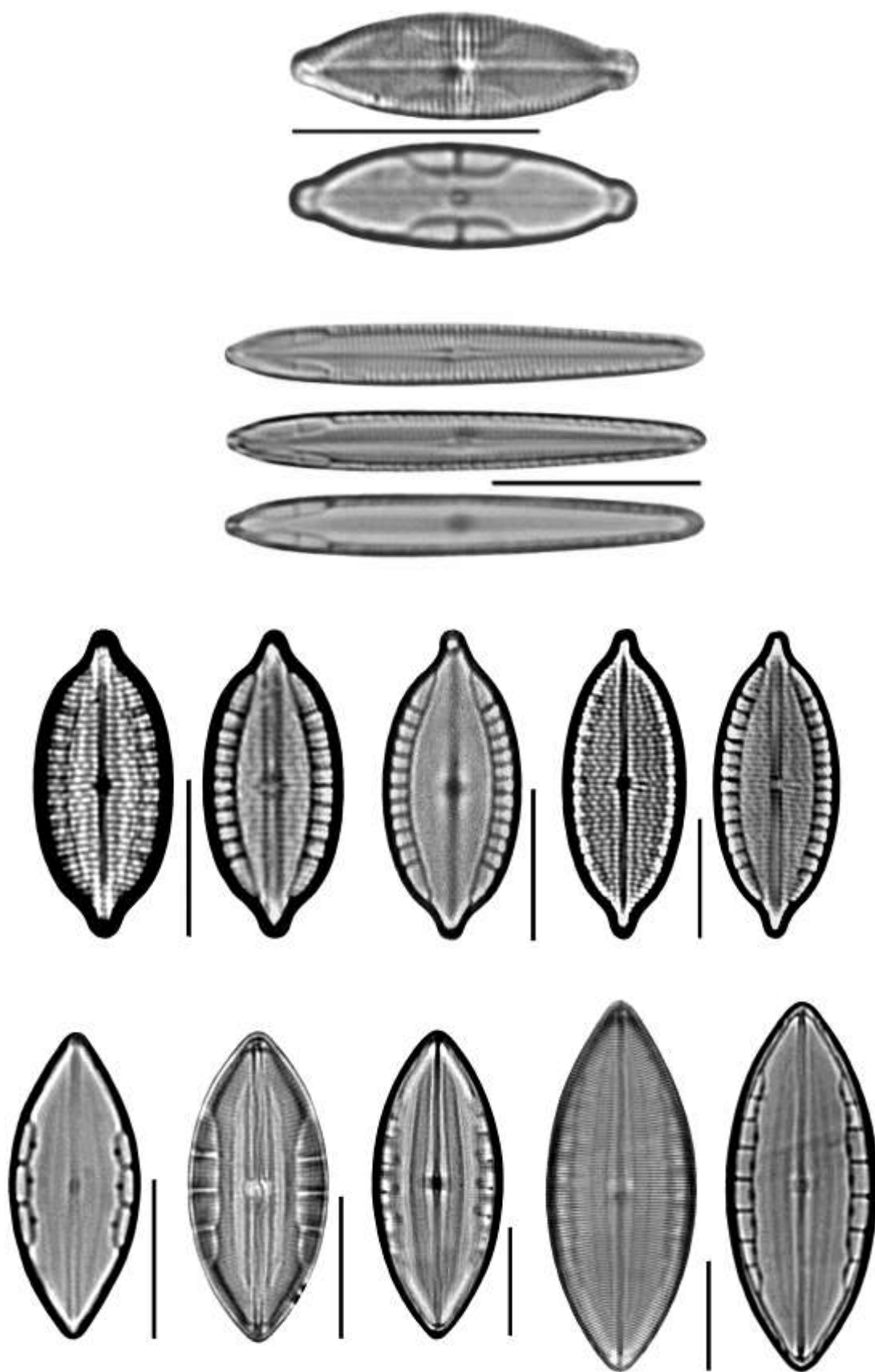


Plate 13. a : *Mastogloia giekesii*. b : *Mastogloia gomphonemoides*. c : *Mastogloia graciloides*. d : *Mastogloia grunowii*.

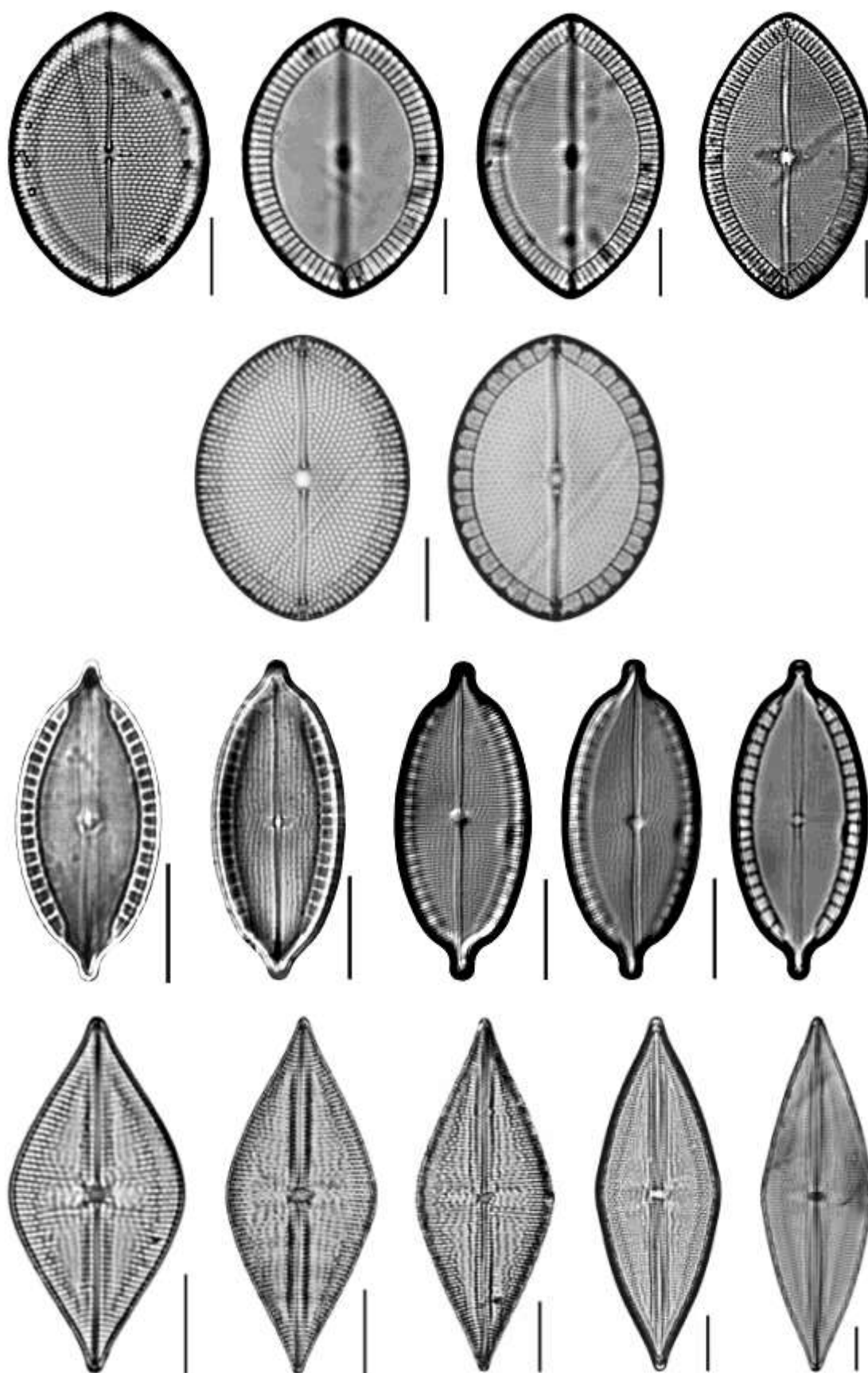


Plate 14. a, b : *Mastogloia horvathiana*. c : *Mastogloia ignorata*. d : *Mastogloia jelinecki*.

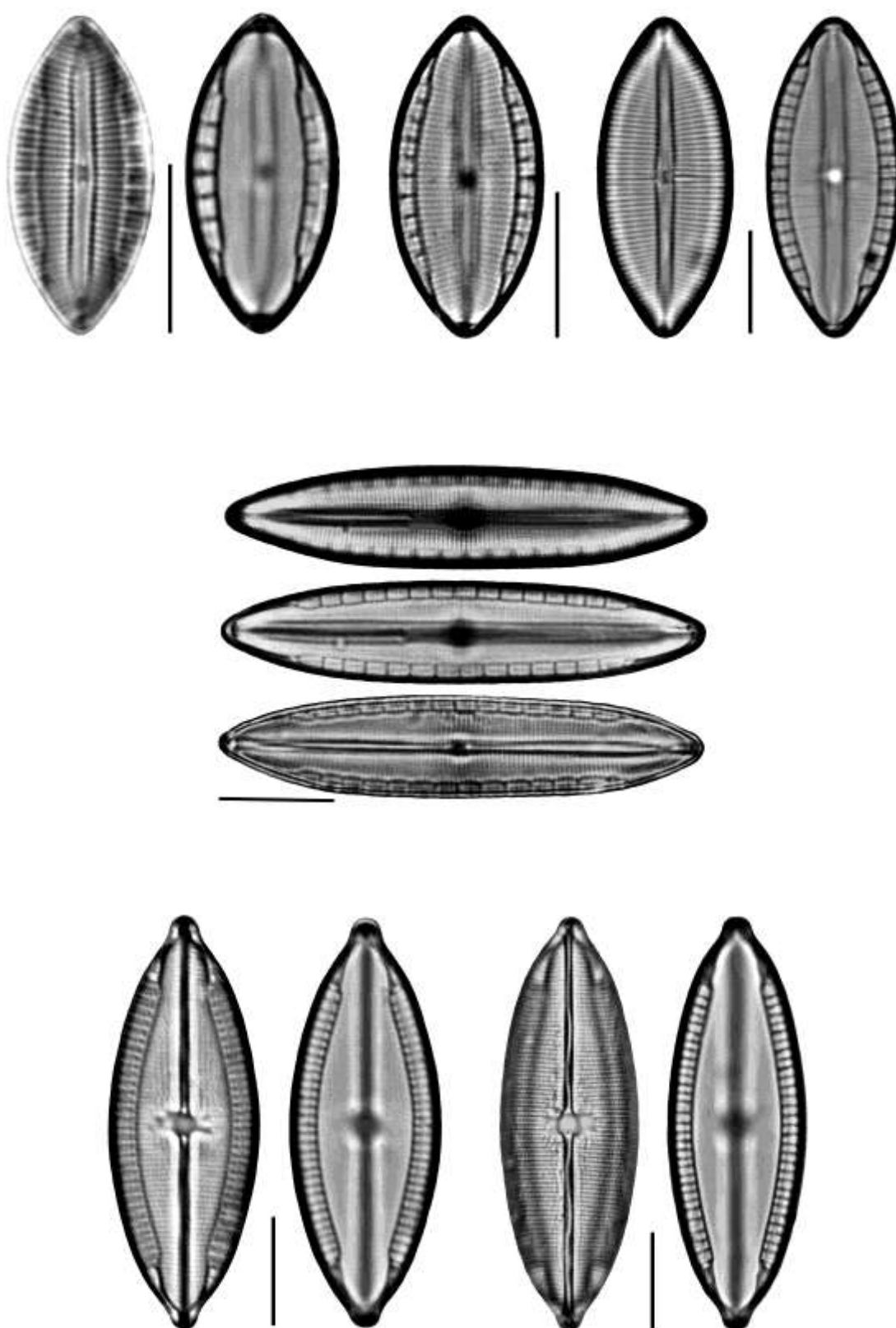


Plate 15. a : *Mastogloia labuensis* var. *lanceolata*. b : *Mastogloia laminaris*. c : *Mastogloia lanceolata*.




Plate 16. a : *Mastogloia macdonaldii*. b : *Mastogloia mauritiana*. c : *Mastogloia obliqua*.

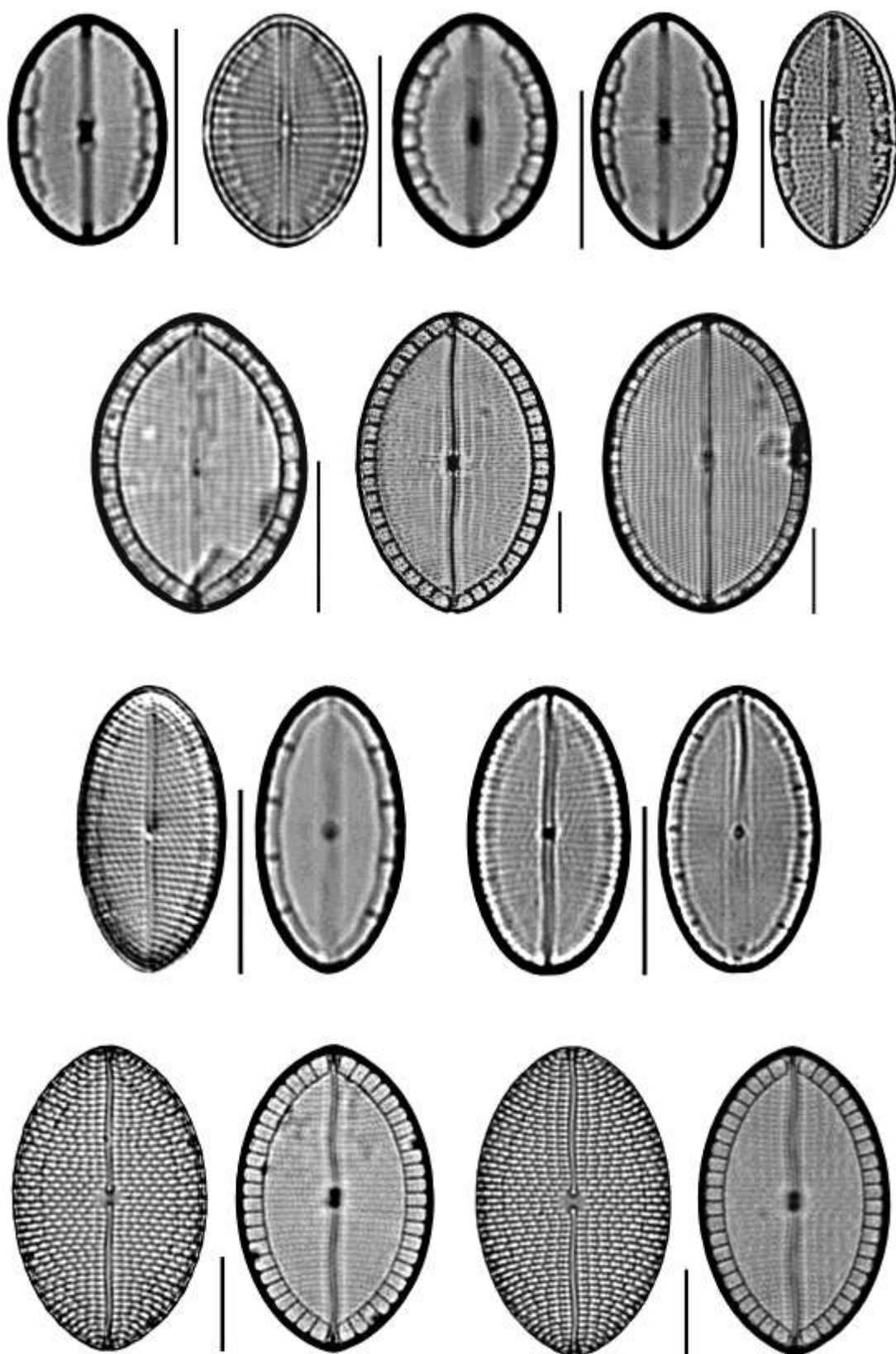


Plate 17. a : *Mastogloia ovalis*. b : *Mastogloia ovata*. c : *Mastogloia ovulum*. d : *Mastogloia ovum paschale*.




Plate 18. a : *Mastogloia peracuta*. b : *Mastogloia peragalli*. c : *Mastogloia pisciculus*.

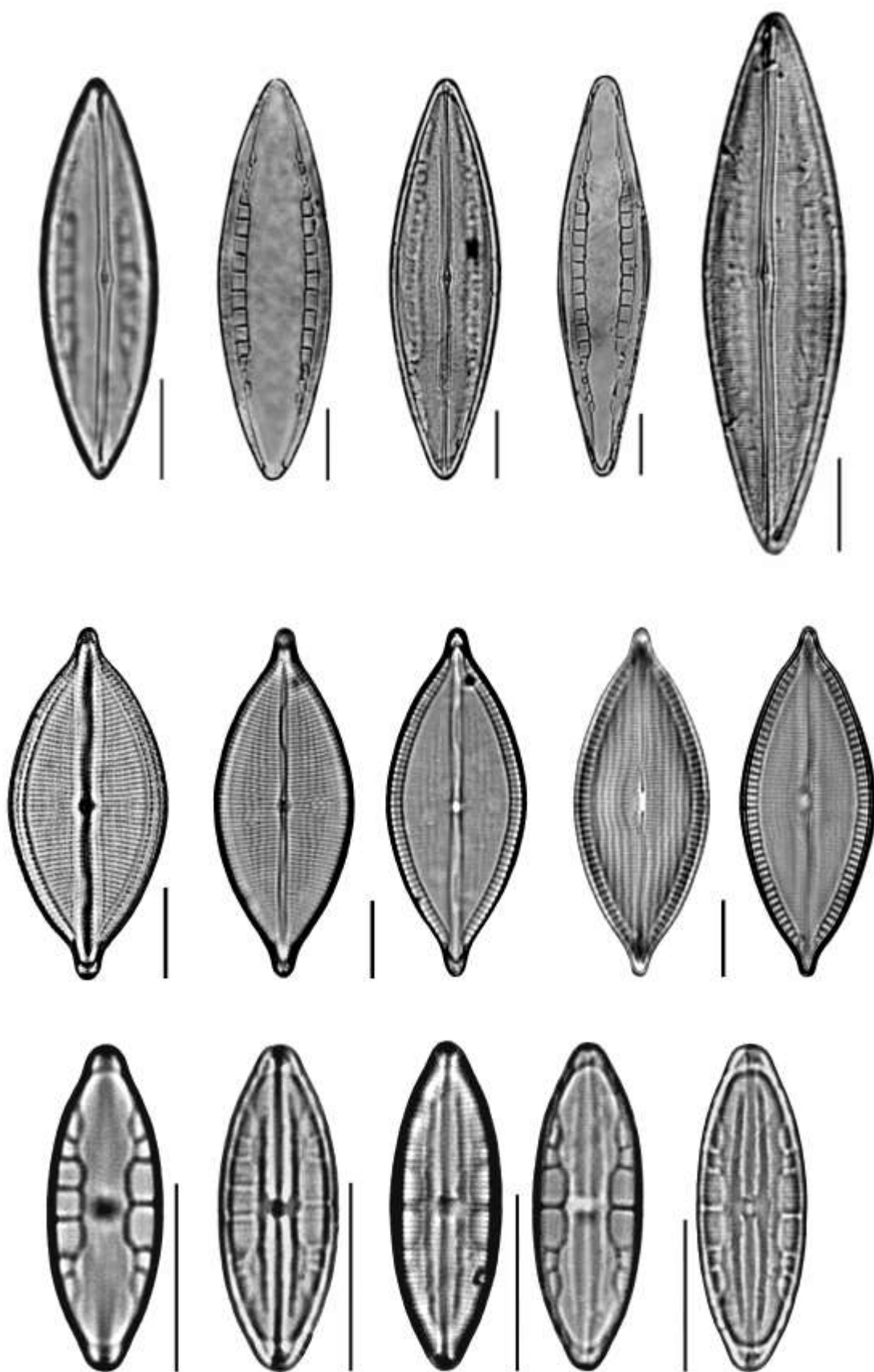


Plate 19. a : *Mastogloia pseudoparadoxa*. b : *Mastogloia pulchella*. c : *Mastogloia pumila*.




Plate 20. a : *Mastogloia pusilla*. b : *Mastogloia pusilla* var. *subcapitata*. c : *Mastogloia rhombica*.

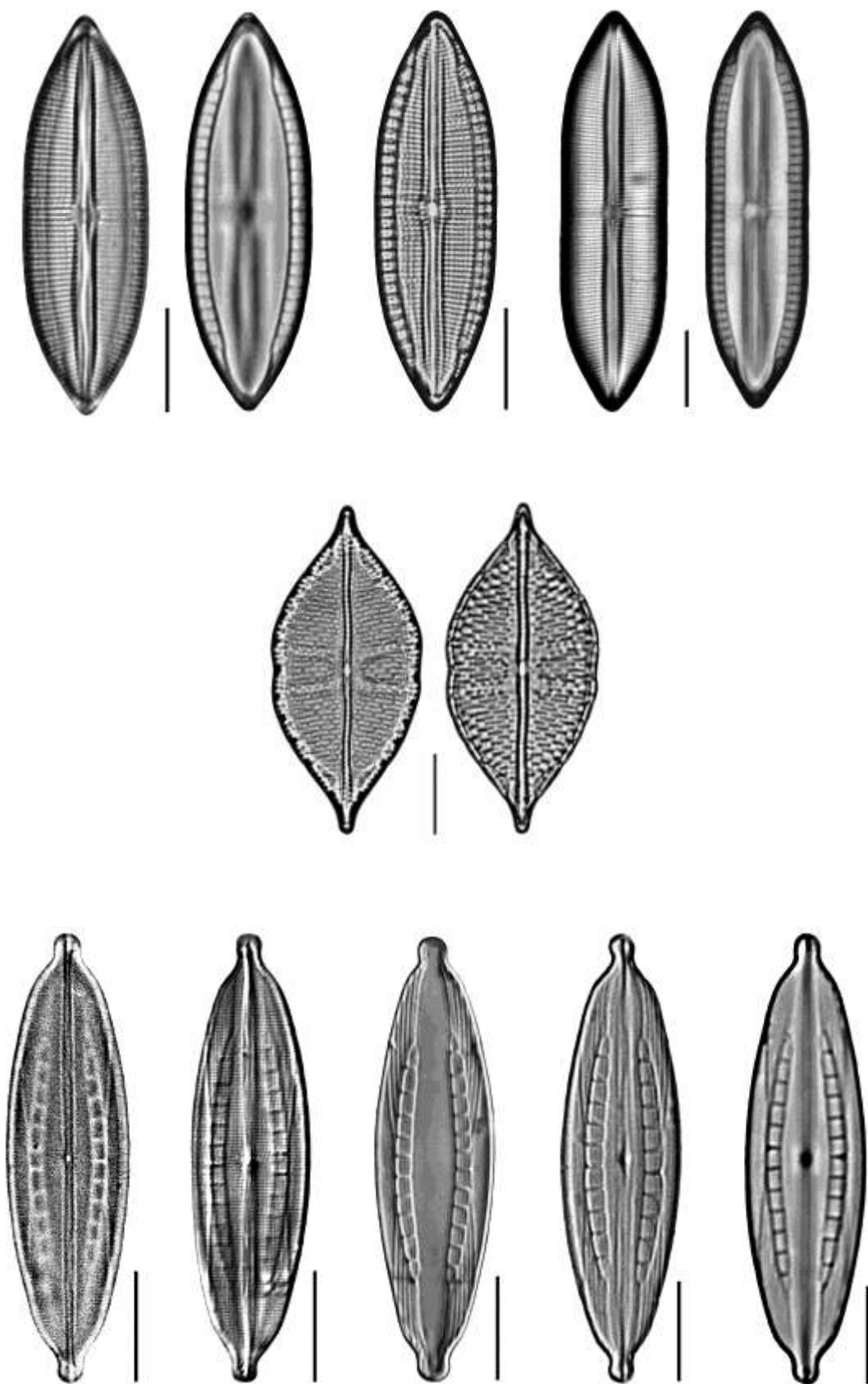


Plate 21. a : *Mastogloia robusta*. b : *Mastogloia rostellata*. c : *Mastogloia seychellensis*.

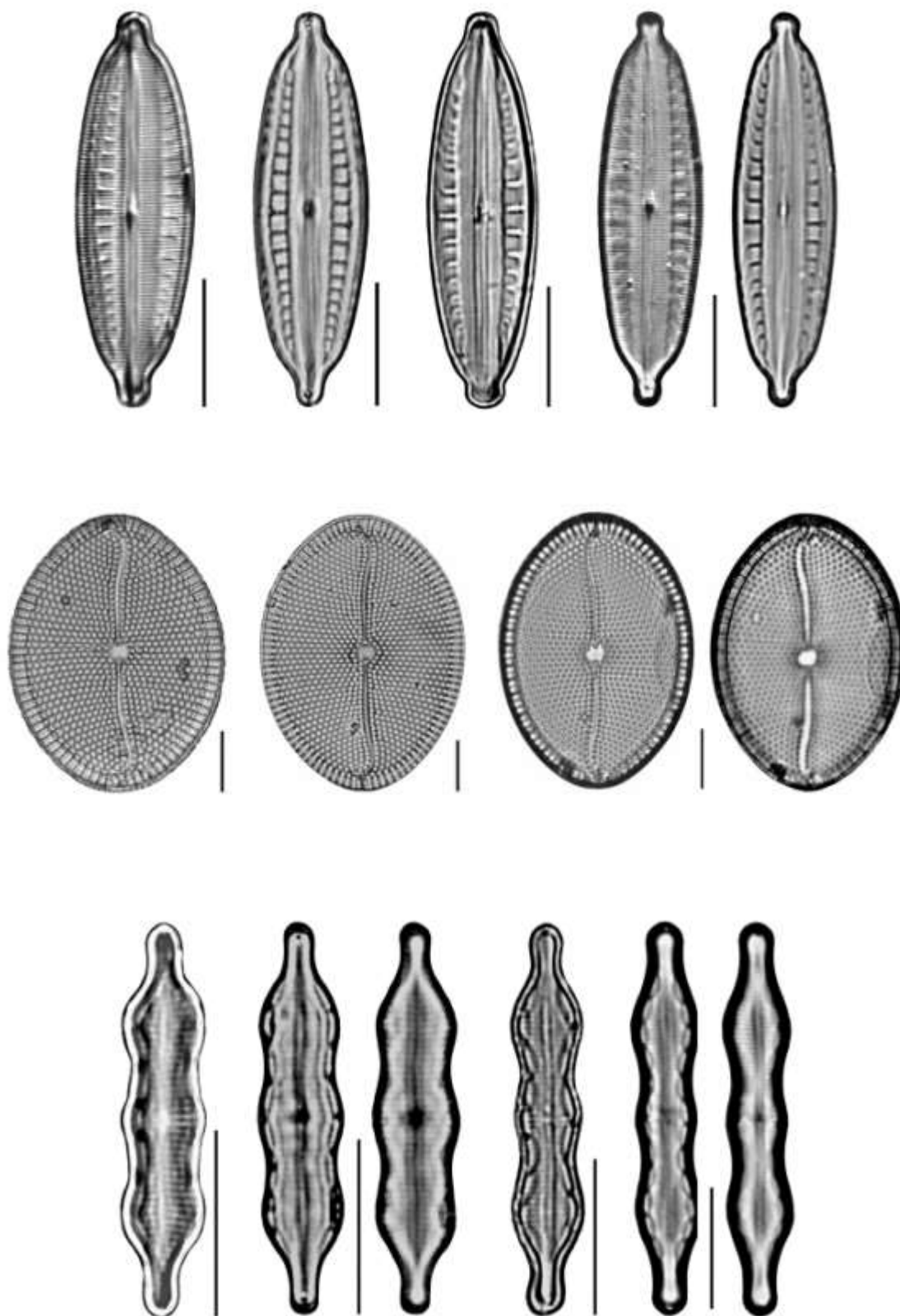


Plate 22. a : *Mastogloia similis*. b : *Mastogloia splendida*. c : *Mastogloia staurophora*.




Plate 23. a : *Mastogloia subaffirmata*. b : *Mastogloia tenera*. c : *Mastogloia tenuis*.

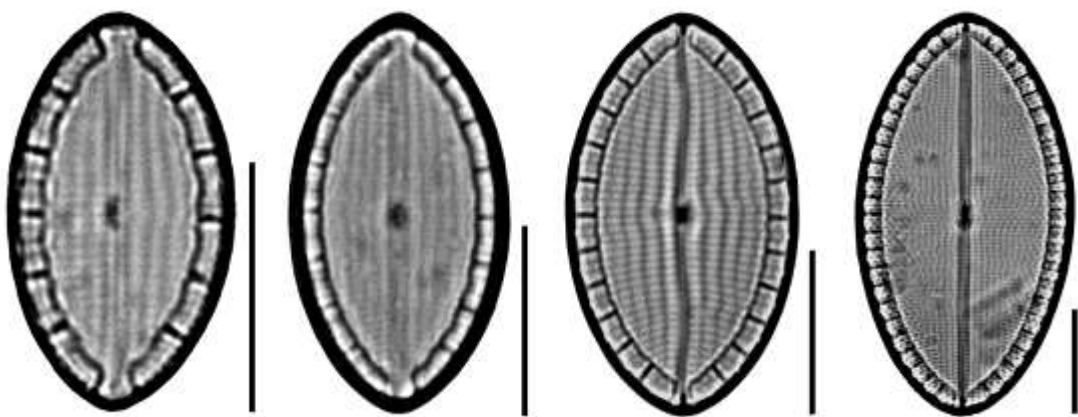
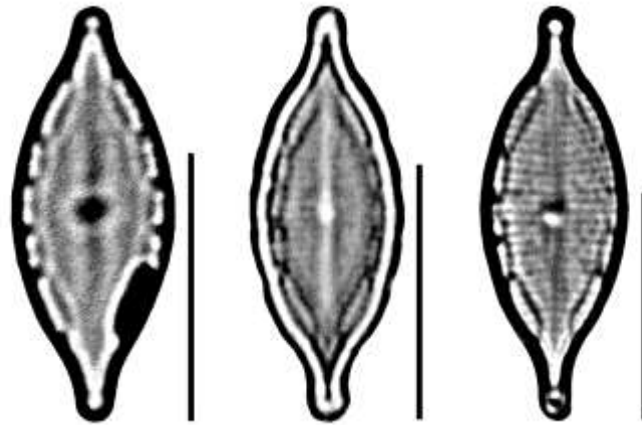



Plate 24. a : *Mastogloia urveae*. b : *Mastogloia varians*. c : *Mastogloia* sp. cf. *emarginata*.




Plate 25. a : *Mastogloia* sp. cf. *frickei*. b : *Mastogloia* sp. cf. *pseudolacrimata*. c : *Mastogloia* sp. 1.

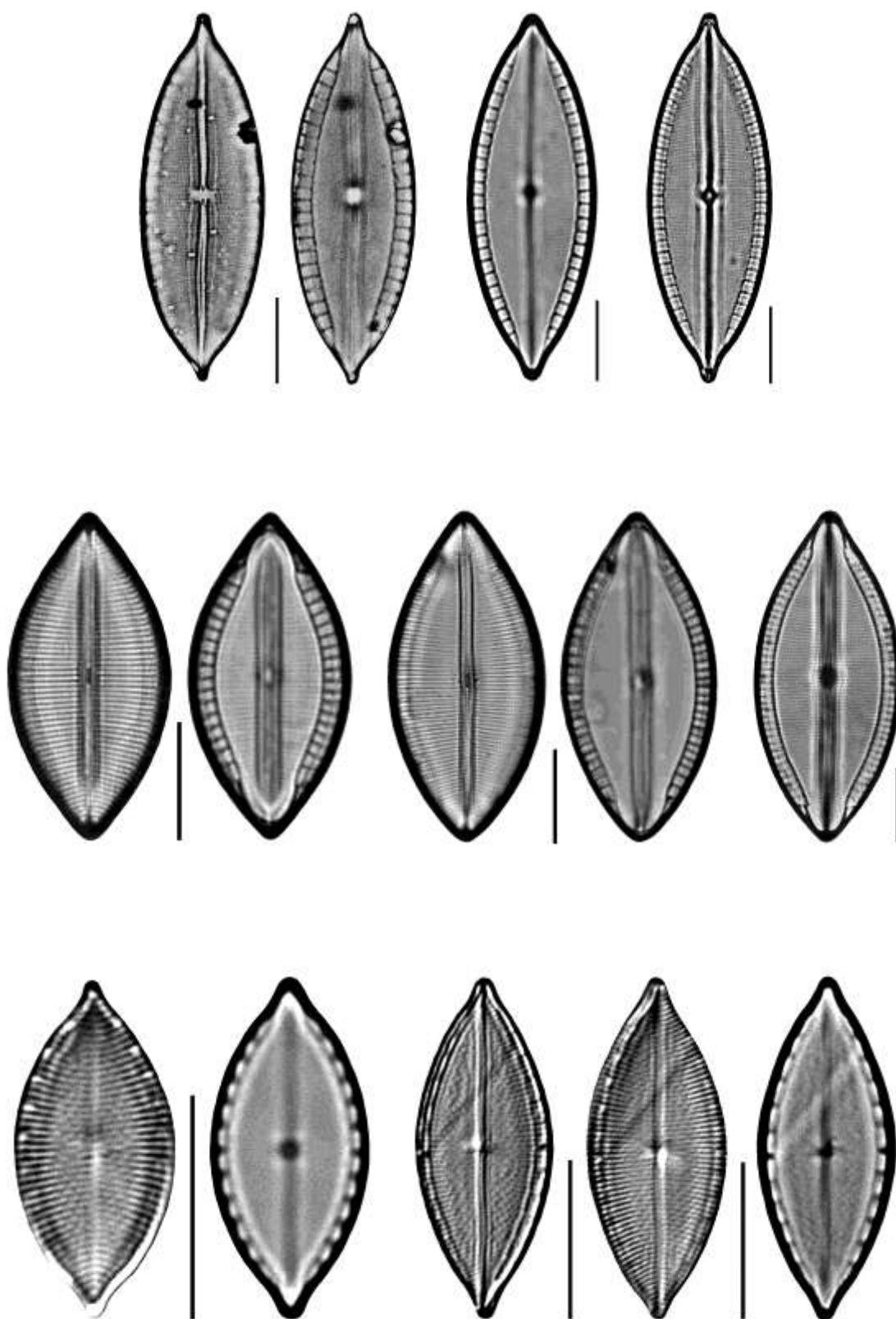


Plate 26. a : *Mastogloia* sp. 2. b : *Mastogloia* sp. 3. c : *Mastogloia* sp. 4.


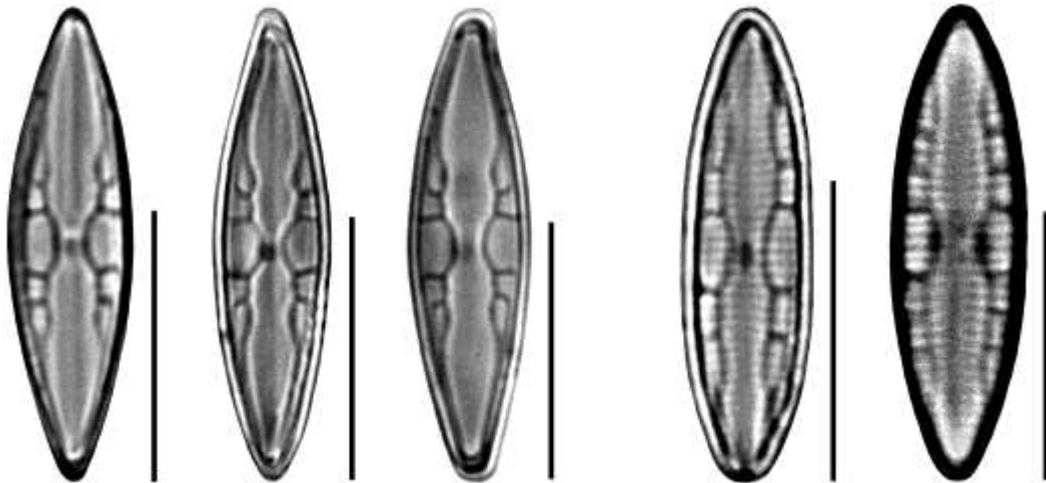
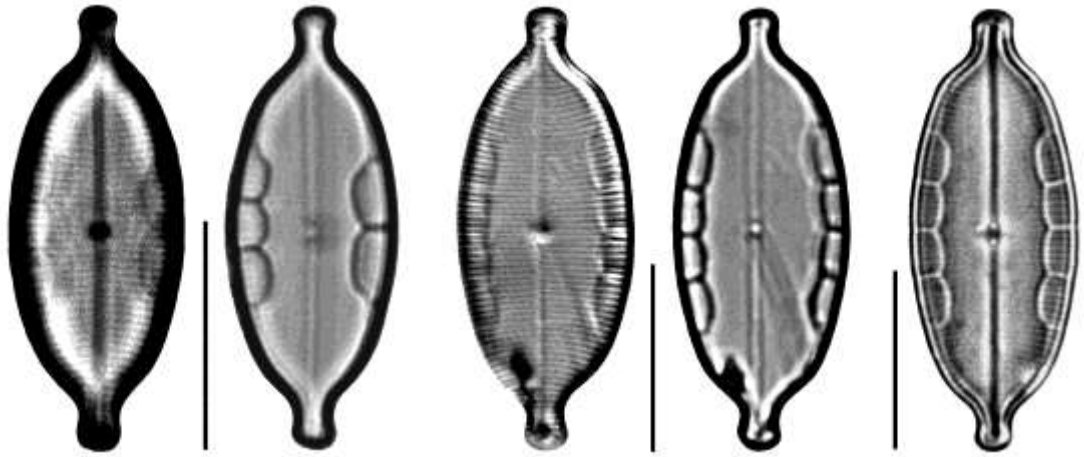


Plate 27. a : *Mastogloia* sp. 5. b : left, *Mastogloia* sp. 6, right, *Mastogloia urveae*. c : *Mastogloia* sp. 7.




Plate 28. a : *Mastogloia* sp. 8. b : *Mastogloia* sp. 9. c : *Mastogloia* sp. 10.

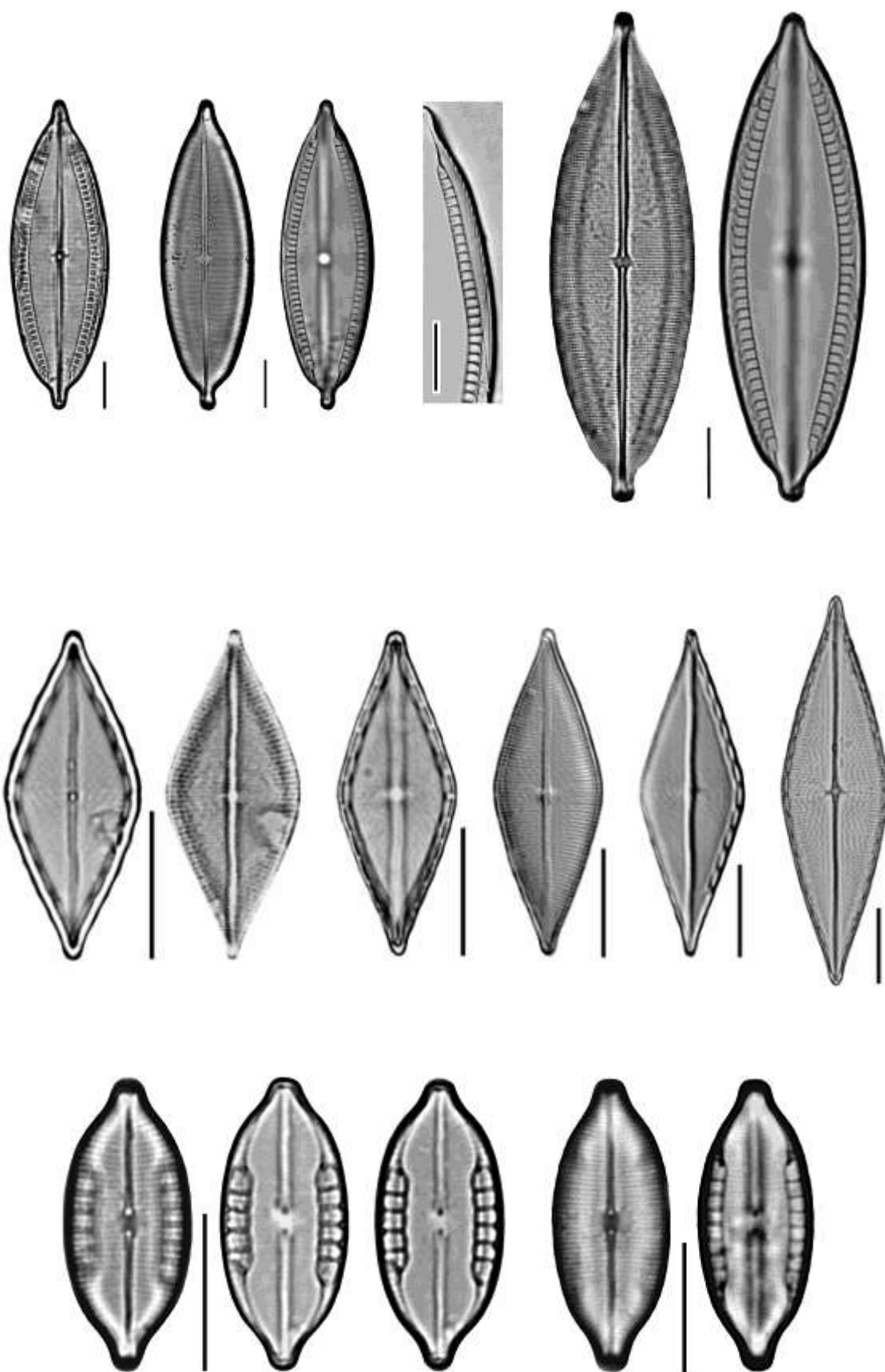


Plate 29. a : *Mastogloia* sp. 11. b : *Mastogloia* sp. 12. c : *Mastogloia* sp. 13.




Plate 30. a : *Mastogloia* sp. 14. b : *Mastogloia* sp. 15. c : *Mastogloia* sp. 16.

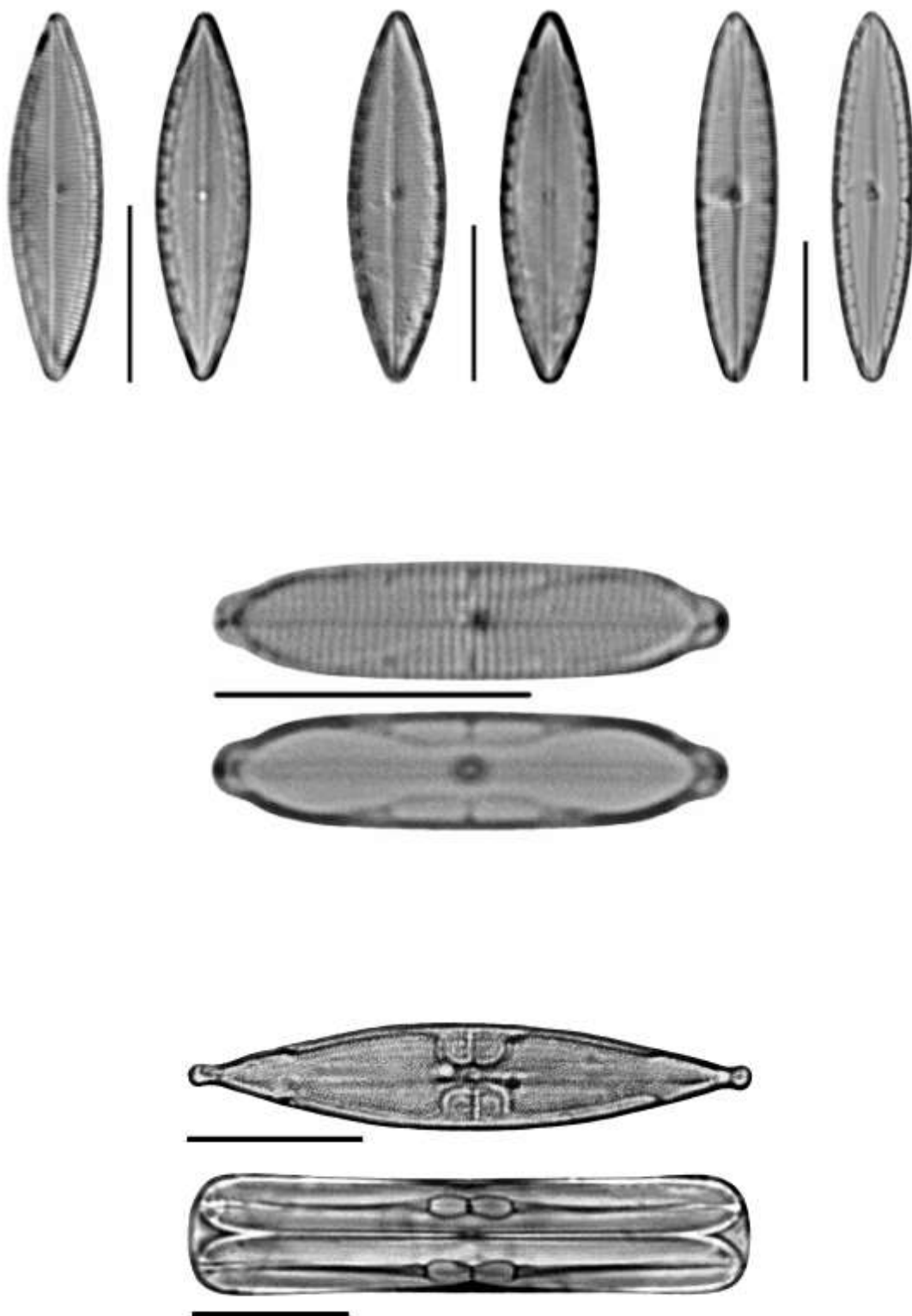


Plate 31. a: *Mastogloia* sp. 17. b: *Mastogloia* sp. 18. c: *Stigmaphora capitata*.

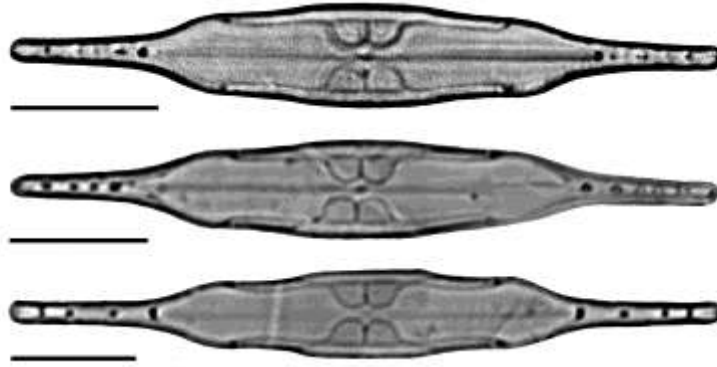


Plate 32 : *Stigmaphora rostrata*.